








ANCLAJE HEMBRA SH INOXIDABLE A-4

 STAINLESS STEEL AISI 316 DROP IN ANCHOR
 CHEVILLE DE FRAPPE EN ACIER INOX. A-4
 EDELSTAHL A-4 DÜBEL MIT INNENKONUS, ZU HÄMMERN!





CAJA / BOX / BOÎTE 

INOX. A-4 / S.S. AISI 316

CÓDIGO Code / Code	MEDIDA Measure / Mesure MxL/Ø m.m.	*CMA.			
		Extracción	Cizallado		
		tension load / extraction kN	shear load / cisaillement kN		
SHA406	M6x25/Ø8	1,7	2,0	100	3.000
SHA408	M8x30/Ø10	2,7	3,7	100	1.200
SHA410	M10x40/Ø12	3,5	5,8	50	800
SHA412	M12x50/Ø15	4,5	8,4	50	400
SHA416	M16x65/Ø20	6,0	14,6	25	200




AUTOSERVICIO / SELF-SERVICE / AUTO-SERVICE 


INOX. A-4 / S.S. AISI 316


CÓDIGO Code / Code	MEDIDA Measure / Mesure MxL/Ø m.m.	 			
		BFSHA406	M6x25/Ø8	20	12
		BFSHA408	M8x30/Ø10	16	12
BFSHA410	M10x40/Ø12	10	12		

PEDIDO MÍNIMO 1 EMBALAJE / MINIMUM ORDER 1 PACKAGING
COMMANDE MINIMALE 1 EMBALLAGE / MINDESTBESTELLMENGE 1 VERPACKUNG

TACO PARA PISCINA ESCAMOTEABLE

 RETRACTABLE POOL SET
 SET POUR PISCINE ESCAMOTABLE
 SCHWIMMBAD SET EINZIEHBAR



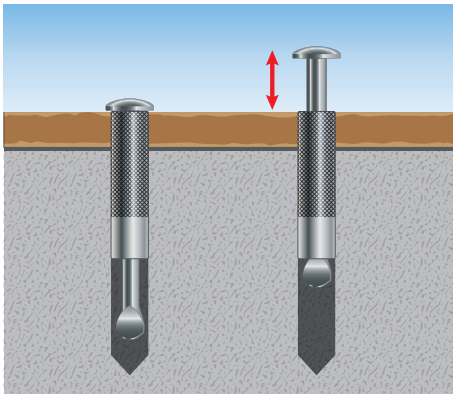
CAJA / BOX / BOÎTE 

ALUMINIO / ALUMINUM INOX. A-2 / S.S. AISI 304

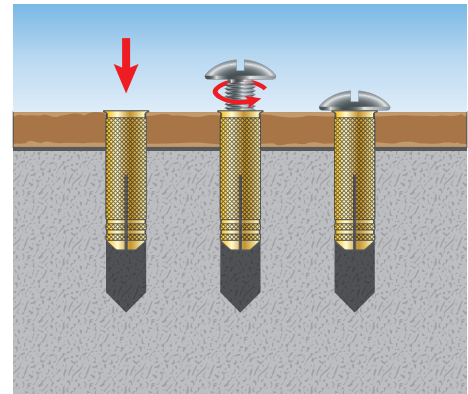
CÓDIGO Code / Code	MEDIDA Measure / Mesure dxL/Ø m.m.	Ø CABEZA Head Ø / Ø Tête m.m.	VÁSTAGO Stem / Tige	CAMISA Shell / Carcasse									
							TPE	6x60/Ø10	14	INOXIDABLE A-2 / AISI 304	ALUMINIO / ALUMINUM	100	1.200

INFORMACIÓN TÉCNICA / TECHNICAL INFORMATION

TPE



CP / CPM



* Coeficiente de seguridad ETAG incluido / ETAG safety factor included / * Coefficient de sécurité ETAG inclus / * Sicherheitsfaktor enthalten ETAG

CMA.: Carga máxima admisible, PA.: Par de apriete. / CMA.: Maximum allowable load, PA.: Torque / CMA.: Charge maximale admissible, PA.: Couple de serrage / CMA.: Maximal zulässige Belastung, PA.: Anzugsdrehmoment.